

|  |  |  |                                      |
|--|--|--|--------------------------------------|
|  |  |  | 300487                               |
|  |  |  |                                      |
|  |  |  |                                      |
|  |  |  | SUNRESIN NEW MATERIALS CO.,LTD,XI'AN |
|  |  |  | sunresin                             |
|  |  |  |                                      |
|  |  |  | 72                                   |
|  |  |  | 710075                               |
|  |  |  | 72                                   |
|  |  |  | 710075                               |
|  |  |  | www.sunresin.com                     |
|  |  |  | pub@sunresin.com                     |

|  |                  |                  |
|--|------------------|------------------|
|  |                  |                  |
|  |                  |                  |
|  | 72               | 72               |
|  | 029-88445729     | 029-88445729     |
|  | 029-88453538     | 029-88453538     |
|  | pub@sunresin.com | pub@sunresin.com |

|  |                   |
|--|-------------------|
|  |                   |
|  | www.cninfo.com.cn |
|  |                   |

|  |       |
|--|-------|
|  |       |
|  | 128 9 |
|  |       |

|  |    |  |                   |
|--|----|--|-------------------|
|  |    |  |                   |
|  | 9  |  | 2015 7 2 -2018 12 |
|  | 15 |  | 31                |

|   | 2015           | 2014           |         | 2013           |
|---|----------------|----------------|---------|----------------|
|   | 295,373,404.92 | 286,037,979.88 | 3.26%   | 254,176,836.42 |
|   | 50,853,605.50  | 59,703,510.89  | -14.82% | 62,032,054.48  |
|   | 45,508,480.96  | 58,090,126.99  | -21.66% | 57,977,194.19  |
|   | 24,849,434.44  | 26,546,255.89  | -6.39%  | 72,600,575.34  |
| / | 0.73           | 1.00           | -27.00% | 1.03           |
| / | 0.73           | 1.00           | -27.00% | 1.03           |
|   | 9.60%          | 16.57%         | -6.97%  | 20.07%         |
|   | 2015           | 2014           |         | 2013           |
|   | 808,850,542.07 | 476,578,508.56 | 69.72%  | 437,377,757.13 |
|   | 679,934,463.10 | 384,476,478.66 | 76.85%  | 335,938,754.11 |

|  |               |               |               |               |
|--|---------------|---------------|---------------|---------------|
|  |               |               |               |               |
|  | 74,352,441.43 | 75,853,924.22 | 53,229,754.36 | 91,937,284.91 |
|  | 15,422,631.97 | 13,102,892.69 | 9,436,467.06  | 12,891,613.78 |

|  |                |                |               |               |
|--|----------------|----------------|---------------|---------------|
|  | 13,033,451.97  | 12,796,025.69  | 8,900,477.46  | 10,778,525.84 |
|  | -16,063,964.95 | -13,505,108.77 | 19,940,257.89 | 34,478,250.27 |

|  | 2015         | 2014         | 2013         |    |
|--|--------------|--------------|--------------|----|
|  | -546,375.39  | -8,489.23    | -18,825.00   |    |
|  | 4,046,000.00 | 1,907,029.11 | 5,084,378.17 |    |
|  | 2,876,927.09 |              |              |    |
|  | -88,104.00   |              | -44,200.00   |    |
|  |              | -150.00      | -206,539.90  |    |
|  | 943,323.16   | 285,005.98   | 759,952.98   |    |
|  | 5,345,124.54 | 1,613,383.90 | 4,054,860.29 | -- |

1 —

1 —

|  |            |  |
|--|------------|--|
|  |            |  |
|  | 273,833.76 |  |

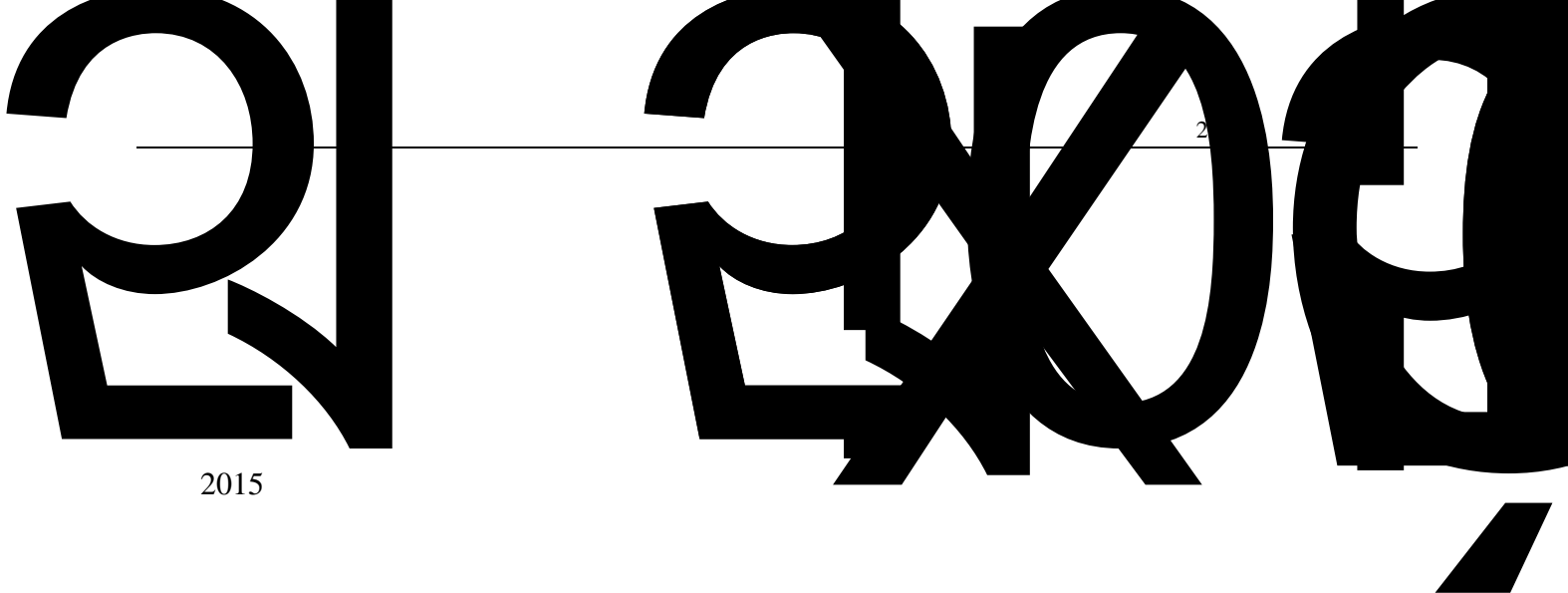
|  |            |
|--|------------|
|  |            |
|  |            |
|  | 21.95%     |
|  |            |
|  | 207.54%    |
|  | 31.70%     |
|  | 48.71%     |
|  | 297933.10% |
|  | 50.65%     |
|  | 324.56%    |

1

74

2

3



2015

|         |          |        |          |
|---------|----------|--------|----------|
| 6.20%   | 2.95     | 3.26%  | 1.87     |
| 15.56%  | 5,534.72 | 18.12% | 5,848.48 |
|         | 5,085.36 | 14.82% |          |
| 1.75    |          | 41.55% | 25.70%   |
| 8.09    | 69.72%   |        |          |
| 2484.94 | 6.39%    |        |          |

1

2015

2

74

6,960.62

4,689.61

4

“ ” “ ”

|  |                |                |        |         |         |         |
|--|----------------|----------------|--------|---------|---------|---------|
|  |                |                |        |         |         |         |
|  |                |                |        |         |         |         |
|  | 295,373,404.92 | 186,555,303.38 | 36.84% | 3.26%   | 6.20%   | -1.75%  |
|  |                |                |        |         |         |         |
|  | 274,631,458.54 | 171,085,857.71 | 37.70% | 12.67%  | 11.04%  | 0.16%   |
|  | 20,515,672.79  | 13,517,198.99  | 34.11% | -24.52% | -11.52% | -10.43% |
|  |                |                |        |         |         |         |
|  | 246,752,133.44 | 150,490,728.60 | 39.01% | -1.55%  | 0.77%   | -1.39%  |
|  | 48,621,271.48  | 36,064,574.78  | 25.83% | 37.38%  | 37.13%  | 0.14%   |

1

|  |  |  | 2015     | 2014     |        |
|--|--|--|----------|----------|--------|
|  |  |  | 8,490.56 | 7,077.89 | 19.96% |
|  |  |  | 8,977.51 | 8,154.15 | 10.10% |
|  |  |  | 2,868.26 | 2,381.3  | 20.45% |
|  |  |  | 18       | 19       | -5.26% |
|  |  |  | 18       | 19       | -5.26% |
|  |  |  | 0        | 0        | 0.00%  |

30%

|  |  | 2015           |        | 2014           |        |       |
|--|--|----------------|--------|----------------|--------|-------|
|  |  |                |        |                |        |       |
|  |  | 132,294,209.47 | 70.91% | 121,676,400.67 | 69.27% | 1.65% |



|  |        |
|--|--------|
|  | 36.31% |
|--|--------|

5

| 1 |    | 27,310,030.77 |  | 15.07% |
|---|----|---------------|--|--------|
| 2 |    | 11,366,880.56 |  | 6.27%  |
| 3 |    | 10,101,235.04 |  | 5.58%  |
| 4 |    | 8,863,914.81  |  | 4.89%  |
| 5 |    | 8,147,370.81  |  | 4.50%  |
|   | -- | 65,789,431.99 |  | 36.31% |

|  | 2015          | 2014          |         |  |
|--|---------------|---------------|---------|--|
|  | 15,525,601.40 | 10,968,049.29 | 41.55%  |  |
|  | 36,971,537.12 | 29,412,662.28 | 25.70%  |  |
|  | -3,758,082.73 | -2,275,856.49 | -65.13% |  |

1,884.44

6.38%



| 2015 |                | 2014   |                | 2015   |        |
|------|----------------|--------|----------------|--------|--------|
|      | 194,595,484.90 | 24.06% | 147,759,490.50 | 31.00% | -6.94% |
|      | 110,660,719.89 | 13.68% | 108,479,548.84 | 22.76% | -9.08% |

|      |    |           |          |          |           |   |       |           |    |   |
|------|----|-----------|----------|----------|-----------|---|-------|-----------|----|---|
|      |    |           |          |          |           |   |       |           |    |   |
| 2015 |    | 25,532.87 | 6,960.62 | 6,960.62 | 0         | 0 | 0.00% | 18,625.25 |    | 0 |
|      | -- | 25,532.87 | 6,960.62 | 6,960.62 | 0         | 0 | 0.00% | 18,625.25 | -- | 0 |
|      |    |           |          |          |           |   |       |           |    |   |
| 2015 |    |           | 6,960.62 | 2015     |           |   |       |           |    |   |
|      | 53 |           | 6,960.62 |          |           |   |       |           |    |   |
|      | 53 | 2015      | 12       | 31       | 18,625.25 |   |       |           |    |   |

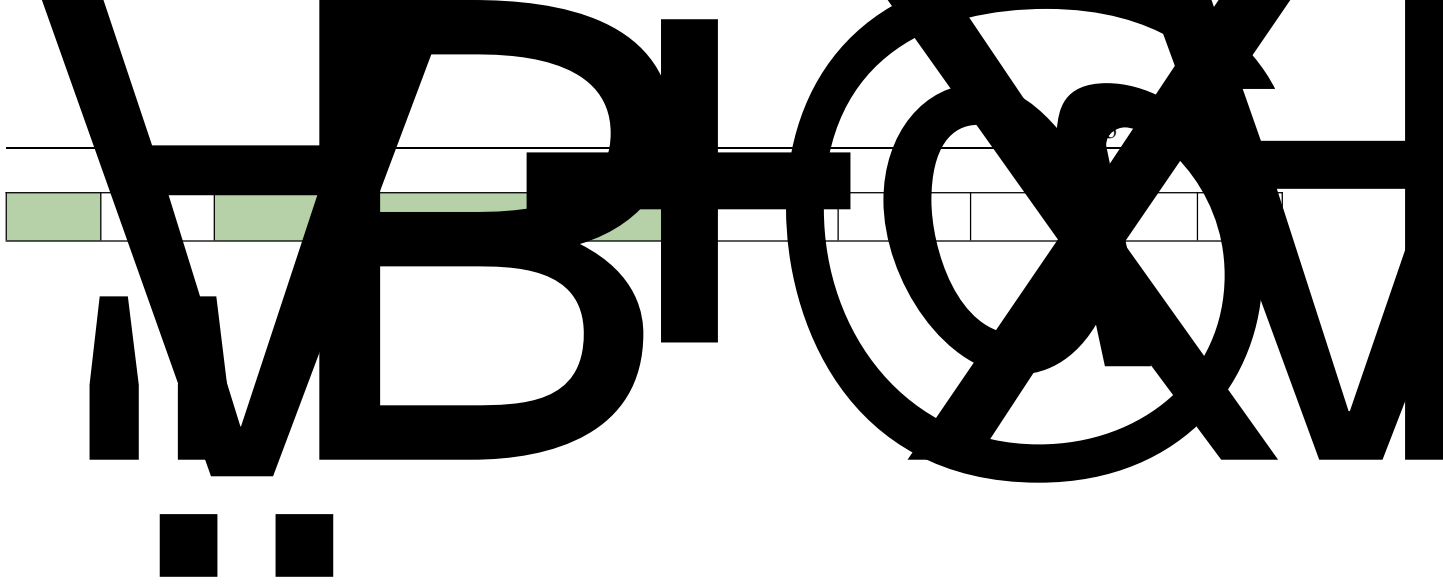


|  |      |   |            |   |   |      |     |           |
|--|------|---|------------|---|---|------|-----|-----------|
|  |      |   |            |   |   |      |     |           |
|  | 1    | 2 | 2015       | 9 | 7 | 2015 | 2   | 2015      |
|  |      |   |            |   |   |      | 1.5 | 15,000.00 |
|  |      |   | 21,000.00  |   |   |      |     |           |
|  |      |   | 335,068.49 |   |   |      |     |           |
|  | 2016 | 1 | 5          |   |   |      |     |           |

[ 1]

10%

|  |  |  |  |                   |                   |                   |                   |                |                |
|--|--|--|--|-------------------|-------------------|-------------------|-------------------|----------------|----------------|
|  |  |  |  |                   |                   |                   |                   |                |                |
|  |  |  |  | 20,000,000.<br>00 | 29,451,450.<br>71 | 20,006,153.<br>38 | 29,103,273.<br>50 | -26,192.<br>98 | -34,711<br>.28 |



1 Né, Qmá é Rb7 GY8rD

(4)

| 2015 08 25 |  |  |  |
|------------|--|--|--|
| 2015 09 01 |  |  |  |
| 2015 10 30 |  |  |  |
| 2015 11 06 |  |  |  |
| 2015 11 11 |  |  |  |


10


10

0

# 0% 3

| 2015 | 20,000,000.00 | 50,853,605.50 | 39.33% | 0.00 | 0.00% |
|------|---------------|---------------|--------|------|-------|
| 2014 | 10,724,321.06 | 59,703,510.89 | 17.96% | 0.00 | 0.00% |
| 2013 | 11,165,786.34 | 62,032,054.48 | 18.00% | 0.00 | 0.00% |





|  |   |  |
|--|---|--|
|  |   |  |
|  | 1 |  |







|  |    |
|--|----|
|  |    |
|  | 55 |
|  | 5  |
|  |    |



|  |  |  | 2015     | 2015     |  |       |  |       |       |  |  |
|--|--|--|----------|----------|--|-------|--|-------|-------|--|--|
|  |  |  | 4,600 04 | 09 10 09 |  | 4,600 |  | 110.7 | 110.7 |  |  |
|  |  |  | 2015     | 2015     |  |       |  |       |       |  |  |
|  |  |  | 4,400 11 | 18 12 21 |  | 4,400 |  | 13.13 | 13.13 |  |  |
|  |  |  | 2015     | 2015     |  |       |  |       |       |  |  |
|  |  |  | 3,000 09 | 22 11 23 |  | 3,000 |  | 18.09 | 18.09 |  |  |
|  |  |  | 2015     | 2015     |  |       |  |       |       |  |  |
|  |  |  | 2,000 09 | 22 11 23 |  | 2,000 |  | 12.06 | 12.06 |  |  |
|  |  |  | 2015     | 2015     |  |       |  |       |       |  |  |
|  |  |  | 1,000 09 | 24 10 29 |  | 1,000 |  |       |       |  |  |





|  |  |  |  |  |  |  |  |  |  |  |  |  |  |  |
|--|--|--|--|--|--|--|--|--|--|--|--|--|--|--|
|  |  |  |  |  |  |  |  |  |  |  |  |  |  |  |
|--|--|--|--|--|--|--|--|--|--|--|--|--|--|--|



0 ° à € É6Ñ Ð Ðœ( O A Q œ0 >|6Ñr ; © = Ê Ä À [2015]1177

2015 6 30

2,000

8,000      2,000      2015 7 2      0.73      6,000      27.00%

8.50 /      32.64%

|  |   |   |     |     |    |          |
|--|---|---|-----|-----|----|----------|
|  |   |   |     |     |    |          |
|  | 0 | 0 | 500 | 500 |    | 2016 7 4 |
|  | 0 | 0 | 500 | 500 | -- | --       |

|  |              |       |            |            |  |  |
|--|--------------|-------|------------|------------|--|--|
|  |              |       |            |            |  |  |
|  |              |       |            |            |  |  |
|  | A 2015 06 19 | 14.83 | 20,000,000 | 2015 07 02 |  |  |

7 2

“ ”

300487

60,000,000

80,000,000

1

60,000,000

80,000,000

|                        | 股份数量 (股)   | 比例 %   |
|------------------------|------------|--------|
| <b>一、限售流通股 (或非流通股)</b> | 60,000,500 | 75.00  |
| 04 高管锁定股               | 500        | 0.00   |
| 05 首发前个人类限售股           | 53,220,000 | 66.53  |
| 06 首发前机构类限售股           | 6,780,000  | 8.48   |
| <b>二、无限售流通股</b>        | 19,999,500 | 25.00  |
| 其中未托管股数                | 0          | 0.00   |
| <b>三、总股本</b>           | 80,000,000 | 100.00 |

2

19.33%

15.94%

|  |        |        |            |    |            |   |   |
|--|--------|--------|------------|----|------------|---|---|
|  | 12,348 |        | 11,087     |    | 0          |   | 0 |
|  |        |        | 9          |    |            | 9 |   |
|  |        | 5%     |            | 10 |            |   |   |
|  |        |        |            |    |            |   |   |
|  |        | 25.80% | 20,640,000 |    | 20,640,000 |   |   |
|  |        |        | 0          |    | 0          |   |   |
|  |        | 19.35% | 15,480,000 |    | 15,480,000 |   |   |
|  |        |        | 0          |    | 0          |   |   |

|          |    |        |            |  |            |         |           |        |
|----------|----|--------|------------|--|------------|---------|-----------|--------|
|          |    | 13.65% | 10,920,000 |  | 10,920,000 |         |           |        |
|          |    | 3.68%  | 2,940,000  |  | 2,940,000  |         |           |        |
|          |    | 3.45%  | 2,760,000  |  | 2,760,000  |         | 2,200,000 |        |
|          |    | 3.23%  | 2,580,000  |  | 2,580,000  |         |           |        |
|          |    | 3.23%  | 2,580,000  |  | 2,580,000  |         |           |        |
|          |    | 1.35%  | 1,080,000  |  | 1,080,000  |         |           |        |
|          |    | 1.28%  | 1,020,000  |  | 1,020,000  |         |           |        |
|          |    | 0.25%  | 203,100    |  | 0          | 203,100 |           |        |
| 10<br>4  |    |        |            |  |            |         |           |        |
|          |    |        |            |  |            |         |           |        |
| 10       |    |        |            |  |            |         |           |        |
|          |    |        |            |  |            |         |           |        |
|          |    |        |            |  |            |         |           |        |
|          |    |        |            |  |            | 203,100 | 203,100   |        |
|          |    |        |            |  |            | 186,800 | 186,800   |        |
|          |    |        |            |  |            | 124,449 | 124,449   |        |
|          |    |        |            |  |            | 100,100 | 100,100   |        |
|          |    |        |            |  |            | 100,000 | 100,000   |        |
|          | 55 |        |            |  |            |         | 90,000    | 90,000 |
|          |    |        |            |  |            | 85,100  | 85,100    |        |
|          |    |        |            |  |            | 68,000  | 68,000    |        |
|          |    |        |            |  |            | 63,400  | 63,400    |        |
|          |    |        |            |  |            | 61,800  | 61,800    |        |
| 10<br>10 | 10 |        |            |  |            | 10      | 10        |        |

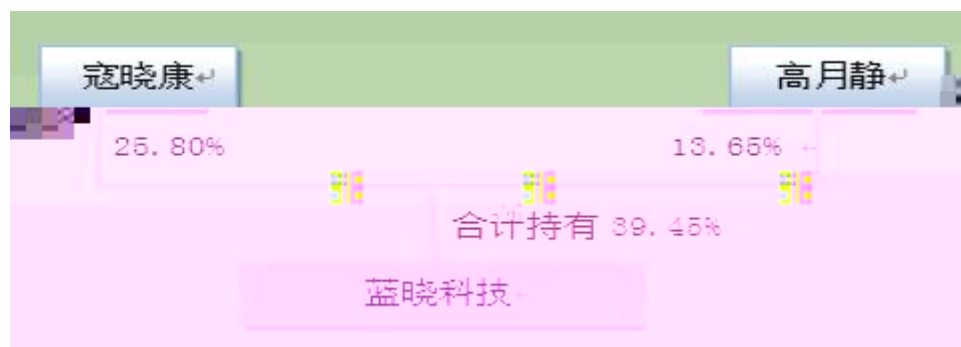
|   |         |         |         |         |
|---|---------|---------|---------|---------|
|   |         |         |         |         |
|   |         | 2,700   |         |         |
| 5 | 200,400 |         | 203,100 |         |
|   |         | 100,100 |         | 100,100 |

10

10

10

10









1999

2015

16

2015

214.55

|  |    |    |    |    |        |    |
|--|----|----|----|----|--------|----|
|  |    |    |    |    |        |    |
|  |    |    | 47 |    | 20.47  |    |
|  |    |    | 49 |    | 27.93  |    |
|  |    |    | 47 |    | 22.15  |    |
|  |    |    | 49 |    | 21.62  |    |
|  |    |    | 53 |    | 21.28  |    |
|  |    |    | 36 |    | 13.35  |    |
|  |    |    | 50 |    | 3      |    |
|  |    |    | 53 |    | 3      |    |
|  |    |    | 66 |    | 0.5    |    |
|  |    |    | 48 |    | 2.5    |    |
|  |    |    | 52 |    | 19.8   |    |
|  |    |    | 37 |    | 15.99  |    |
|  |    |    | 36 |    | 10.73  |    |
|  |    |    | 44 |    | 0      |    |
|  |    |    | 46 |    | 17.05  |    |
|  |    |    | 36 |    | 15.18  |    |
|  | -- | -- | -- | -- | 214.55 | -- |

|  |     |
|--|-----|
|  | 294 |
|  | 13  |
|  | 309 |
|  | 309 |
|  | 0   |
|  |     |
|  |     |



1







|  |                   |         |
|--|-------------------|---------|
|  | 2016 04 25        |         |
|  | www.cninfo.com.cn |         |
|  |                   | 100.00% |
|  |                   | 100.00% |
|  |                   |         |
|  |                   |         |
|  |                   |         |



|  |            |
|--|------------|
|  |            |
|  | 2016 04 21 |
|  |            |
|  | 2016 2328  |
|  |            |

12 31

2015

2015

1

2

2015 12 31


2015

2015 12 31

|  |        |
|--|--------|
|  |        |
|  | 194,59 |

---

|  |                |                |
|--|----------------|----------------|
|  |                |                |
|  |                |                |
|  |                |                |
|  | 47,936,593.90  | 39,309,140.87  |
|  | 87,517,090.18  | 28,457,390.78  |
|  |                |                |
|  |                |                |
|  |                |                |
|  | 34,185,554.88  | 27,647,915.71  |
|  |                |                |
|  |                |                |
|  | 3,251,444.00   | 2,158,312.03   |
|  | 40,000,000.00  | 9,421,582.08   |
|  | 212,890,682.96 | 106,994,341.47 |
|  | 808,850,542.07 | 476,578,508.56 |
|  |                |                |
|  |                |                |



---

|  |                |                |
|--|----------------|----------------|
|  |                |                |
|  | 191,986,799.53 | 156,920,908.27 |
|  | 679,934,463.10 | 384,476,478.66 |
|  |                |                |
|  | 679,934,463.10 | 384,476,478.66 |
|  | 808,850,542.07 | 476,578,508.56 |

|  |                |                |
|--|----------------|----------------|
|  | 87,517,090.18  | 28,457,390.78  |
|  |                |                |
|  |                |                |
|  |                |                |
|  | 34,185,554.88  | 27,647,915.71  |
|  |                |                |
|  |                |                |
|  | 3,220,947.37   | 2,158,455.15   |
|  | 40,000,000.00  | 9,421,582.08   |
|  | 232,734,382.60 | 126,994,484.59 |
|  | 829,299,730.99 | 474,390,129.30 |
|  |                |                |
|  |                |                |
|  |                |                |
|  |                |                |
|  | 59,851,622.38  | 33,284,169.07  |
|  | 62,923,562.26  | 28,173,017.56  |
|  | 1,523,543.22   | 21,546.72      |
|  | 20,142,704.34  | 27,095,005.32  |
|  |                |                |
|  |                |                |
|  | 3,767,366.98   | 1,463,769.57   |
|  |                |                |
|  |                |                |
|  | 148,208,799.18 | 90,037,508.24  |
|  |                |                |
|  |                |                |
|  |                |                |







---

|  |               |               |
|--|---------------|---------------|
|  | -3,692,967.83 | -2,124,171.91 |
|  | 5,651,145.63  | 3,373,        |



---

|  |                |                |
|--|----------------|----------------|
|  | 27,785,960.65  | 14,138,777.31  |
|  | 23,038,085.28  | 20,983,010.37  |
|  | 182,005,192.66 | 170,938,630.93 |
|  | 24,849,434.44  | 26,546,255.89  |




# 2015

2015

|  |                 |                |
|--|-----------------|----------------|
|  | 317,365,238.89  | 13,530,339.88  |
|  | -225,487,303.58 | -13,529,067.88 |
|  |                 |                |
|  | 268,868,700.00  |                |
|  | 43,000,000.00   |                |
|  |                 |                |
|  |                 |                |
|  | 311,868,700.00  |                |
|  | 43,000,000.00   |                |
|  |                 |                |
|  | 13,976,106.70   | 9,184,975.85   |
|  | 13,295,189.40   |                |
|  | 70,271,296.10   | 9,184,975.85   |
|  | 241,597,403.90  | -9,184,975.85  |
|  |                 |                |
|  | 4,384,879.65    | 270,593.19     |
|  | 65,345,749.47   | 2,218,856.68   |
|  | 125,875,633.67  | 123,656,776.99 |
|  | 191,221,383.14  | 125,875,633.67 |

|     |        |         |         |          |          |
|-----|--------|---------|---------|----------|----------|
|     | 60,000 |         |         |          |          |
|     | ,000.0 | 147,554 | 20,001, | 156,920  | 384,476  |
|     | 0      | ,198.22 | 372.17  | ,908.27  | ,478.66  |
|     | 20,000 |         |         |          |          |
| “ ” | ,000.0 | 235,328 | 5,063,3 | 35,065,  | 295,457  |
|     | 0      | ,700.00 | 93.18   | 891.26   | ,984.44  |
|     |        |         |         | 50,853,  | 50,853,  |
|     |        |         |         | 605.50   | 605.50   |
|     | 20,000 |         |         |          |          |
|     | ,000.0 | 235,328 |         |          | 255,328  |
|     | 0      | ,700.00 |         |          | ,700.00  |
| 1   | 20,000 |         |         |          |          |
|     | ,000.0 | 235,328 |         |          | 255,328  |
|     | 0      | ,700.00 |         |          | ,700.00  |
| 2   |        |         |         |          |          |
| 3   |        |         |         |          |          |
| 4   |        |         |         |          |          |
|     |        |         | 5,063,3 | -15,787, | -10,724, |
|     |        |         | 93.18   | 714.24   | 321.06   |
| 1   |        |         | 5,063,3 | -5,063,3 |          |
|     |        |         | 93.18   | 93.18    |          |
| 2   |        |         |         |          |          |
| 3   |        |         |         |          |          |

|   |        |  |  |  |         |  |  |  |         |  |         |  |         |
|---|--------|--|--|--|---------|--|--|--|---------|--|---------|--|---------|
|   |        |  |  |  |         |  |  |  |         |  |         |  |         |
| 2 |        |  |  |  |         |  |  |  |         |  |         |  |         |
| 3 |        |  |  |  |         |  |  |  |         |  |         |  |         |
| 4 |        |  |  |  |         |  |  |  |         |  |         |  |         |
|   |        |  |  |  |         |  |  |  |         |  |         |  |         |
| 1 |        |  |  |  |         |  |  |  |         |  |         |  |         |
| 2 |        |  |  |  |         |  |  |  |         |  |         |  |         |
|   |        |  |  |  |         |  |  |  |         |  |         |  |         |
|   | 80,000 |  |  |  | 382,882 |  |  |  | 25,064, |  | 191,986 |  | 679,934 |
|   | ,000.0 |  |  |  | ,898.22 |  |  |  | 765.35  |  | ,799.53 |  | ,463.10 |
|   | 0      |  |  |  |         |  |  |  |         |  |         |  |         |



|     | 60,000,000.00 |  |  | 147,554,198.22 |  |  |  | 20,001,372.17 | 156,797,050.67 | 384,352,621.06 |  |  |
|-----|---------------|--|--|----------------|--|--|--|---------------|----------------|----------------|--|--|
|     |               |  |  |                |  |  |  |               |                |                |  |  |
|     |               |  |  |                |  |  |  |               |                |                |  |  |
|     |               |  |  |                |  |  |  |               |                |                |  |  |
|     | 60,000,000.00 |  |  | 147,554,198.22 |  |  |  | 20,001,372.17 | 156,797,050.67 | 384,352,621.06 |  |  |
| “ ” | 20,000,000.00 |  |  | 235,328,700.00 |  |  |  | 5,063,393.18  | 34,846,217.57  | 295,238,310.75 |  |  |
|     |               |  |  |                |  |  |  |               | 50,633,931.81  | 50,633,931.81  |  |  |
|     | 20,000,000.00 |  |  | 235,328,700.00 |  |  |  |               |                | 255,328,700.00 |  |  |
| 1   | 20,000,000.00 |  |  | 235,328,700.00 |  |  |  |               |                | 255,328,700.00 |  |  |
| 2   |               |  |  |                |  |  |  |               |                |                |  |  |
| 3   |               |  |  |                |  |  |  |               |                |                |  |  |
| 4   |               |  |  |                |  |  |  |               |                |                |  |  |
|     |               |  |  |                |  |  |  | 5,063,393.18  | -15,787,714.24 | -10,724,321.06 |  |  |
| 1   |               |  |  |                |  |  |  | 5,063,393.18  | -5,063,393.18  |                |  |  |
| 2   |               |  |  |                |  |  |  |               | -10,724,321.06 | -10,724,321.06 |  |  |
| 3   |               |  |  |                |  |  |  |               |                |                |  |  |
|     |               |  |  |                |  |  |  |               |                |                |  |  |
| 1   |               |  |  |                |  |  |  |               |                |                |  |  |

|   |          |  |  |  |           |  |  |  |           |         |           |
|---|----------|--|--|--|-----------|--|--|--|-----------|---------|-----------|
|   |          |  |  |  |           |  |  |  |           |         |           |
| 2 |          |  |  |  |           |  |  |  |           |         |           |
| 3 |          |  |  |  |           |  |  |  |           |         |           |
| 4 |          |  |  |  |           |  |  |  |           |         |           |
|   |          |  |  |  |           |  |  |  |           |         |           |
| 1 |          |  |  |  |           |  |  |  |           |         |           |
| 2 |          |  |  |  |           |  |  |  |           |         |           |
|   |          |  |  |  |           |  |  |  |           |         |           |
|   | 80,000,0 |  |  |  | 382,882,8 |  |  |  | 25,064,76 | 191,643 | 679,590,9 |
|   | 00.00    |  |  |  | 98.22     |  |  |  | 5.35      | ,268.24 | 31.81     |

|   |          |  |  |  |           |  |  |  |           |         |           |  |
|---|----------|--|--|--|-----------|--|--|--|-----------|---------|-----------|--|
|   |          |  |  |  |           |  |  |  |           |         |           |  |
|   |          |  |  |  |           |  |  |  |           |         |           |  |
|   | 60,000,0 |  |  |  | 147,554,1 |  |  |  | 14,043,41 | 114,341 | 335,938,8 |  |
|   | 00.00    |  |  |  | 98.22     |  |  |  | 6.02      | ,231.71 | 45.95     |  |
|   |          |  |  |  |           |  |  |  |           |         |           |  |
|   |          |  |  |  |           |  |  |  |           |         |           |  |
|   |          |  |  |  |           |  |  |  |           |         |           |  |
|   | 60,000,0 |  |  |  | 147,554,1 |  |  |  | 14,043,41 | 114,341 | 335,938,8 |  |
|   | 00.00    |  |  |  | 98.22     |  |  |  | 6.02      | ,231.71 | 45.95     |  |
|   |          |  |  |  |           |  |  |  | 5,957,956 | 42,455, | 48,413,77 |  |
|   |          |  |  |  |           |  |  |  | .15       | 818.96  | 5.11      |  |
|   |          |  |  |  |           |  |  |  |           | 59,579, | 59,579,56 |  |
|   |          |  |  |  |           |  |  |  |           | 561.45  | 1.45      |  |
|   |          |  |  |  |           |  |  |  |           |         |           |  |
| 1 |          |  |  |  |           |  |  |  |           |         |           |  |
| 2 |          |  |  |  |           |  |  |  |           |         |           |  |





(1)

33 —

(2)

(1)

(2)

(1)

(2)

”

“

1.

2.

(1)

(2)

(1)

(2)

(3)

1)

13 —

2)

14 —

(1)



5.  
(1)

(2)

(3)  
1)

2)

---

|   |   |         |         |
|---|---|---------|---------|
|   |   |         |         |
| 1 | 1 | 5.00%   | 5.00%   |
| 1 | 2 | 10.00%  | 10.00%  |
| 2 | 3 | 30.00%  | 30.00%  |
| 3 |   | 50.00%  | 50.00%  |
| 3 | 4 | 50.00%  | 50.00%  |
| 4 | 5 | 50.00%  | 50.00%  |
| 5 |   | 100.00% | 100.00% |

(2)

1.

2.

4.

3.

22 —

(2)

1)

“ ”

2)

“ ”

1.

2.

|  |  | 10-20 | 5 | 9.50-4.75   |
|--|--|-------|---|-------------|
|  |  | 3-5   | 5 | 31.67-19.00 |
|  |  | 4-5   | 5 | 23.75-19.00 |
|  |  | 3-5   | 5 | 31.67-19.00 |

1.

2.

1.

2.

(1)

1)

2)

3)

(2)

3

(3)

3.

(2) (1) (3) (4) (5)

,

1 1

(1)

(2)

1)

2)



(3)

2.

3.

4.

(1)

(2)



|  |     |              |
|--|-----|--------------|
|  |     |              |
|  |     | 17% 6% 5% 9% |
|  |     | 13% 15%      |
|  |     | 7% 5%        |
|  |     | 15% 25%      |
|  | 20% | 1.2%         |
|  |     | 12%          |
|  |     | 3%           |
|  |     | 2%           |

|  |     |
|--|-----|
|  |     |
|  | 15% |
|  | 15% |
|  | 25% |

1 2014 15 2014 2014 3

2014 15 2014 15%

2 2011 58 2004 86

2015 15%

|  |  |  |
|--|--|--|
|  |  |  |
|--|--|--|

|  |                |                |
|--|----------------|----------------|
|  | 43,856.67      | 187,399.67     |
|  | 193,051,628.23 | 147,572,090.83 |
|  | 1,500,000.00   |                |
|  | 194,595,484.90 | 147,759,490.50 |

|  |  |  |
|--|--|--|
|  |  |  |
|--|--|--|

|  |               |               |
|--|---------------|---------------|
|  |               |               |
|  | 28,591,429.73 | 19,646,719.24 |
|  | 1,469,200.00  | 567,000.00    |
|  | 30,060,629.73 | 20,213,719.24 |

|  |      |
|--|------|
|  |      |
|  | 0.00 |

|  |               |  |
|--|---------------|--|
|  |               |  |
|  | 40,310,480.35 |  |
|  | 40,310,480.35 |  |



2,274,981.60

0.00

|  |  |  |
|--|--|--|
|  |  |  |
|--|--|--|

|  |           |
|--|-----------|
|  |           |
|  | 65,800.00 |

|  |  |  |  |  |  |
|--|--|--|--|--|--|
|  |  |  |  |  |  |
|--|--|--|--|--|--|

|  |               | (%)   |              |
|--|---------------|-------|--------------|
|  | 10,352,000.00 | 8.14  | 517,600.00   |
|  | 10,084,964.80 | 7.93  | 1,692,999.44 |
|  | 7,561,600.00  | 5.94  | 658,660.00   |
|  | 6,223,655.80  | 4.89  | 311,182.79   |
|  | 5,225,595.00  | 4.11  | 261,279.75   |
|  | 39,447,815.60 | 31.01 | 3,441,721.98 |

| 1   | 1,142,317.10 | 86.99% | 2,204,225.16 | 97.93% |
|-----|--------------|--------|--------------|--------|
| 1 2 | 134,499.75   | 10.24% | 46,568.72    | 2.07%  |
| 2 3 | 36,300.00    | 2.77%  |              |        |
|     | 1,313,116.85 | --     | 2,250,793.88 | --     |

1

1

|  |            | (%)   |
|--|------------|-------|
|  | 220,000.00 | 16.75 |
|  | 181,739.80 | 13.84 |
|  | 171,000.00 | 13.02 |
|  | 140,000.00 | 10.66 |
|  | 100,000.00 | 7.62  |
|  | 812,739.80 | 61.89 |


|  |              |  |
|--|--------------|--|
|  |              |  |
|  | 1,006,991.78 |  |
|  | 1,006,991.78 |  |

|  |  |  |  |  |
|--|--|--|--|--|
|  |  |  |  |  |
|--|--|--|--|--|

|     |  |  |
|-----|--|--|
| ( ) |  |  |
|-----|--|--|

|     |  |  |  |  |
|-----|--|--|--|--|
| ( ) |  |  |  |  |
|-----|--|--|--|--|

|  |  |  |  |
|--|--|--|--|
|  |  |  |  |
|  |  |  |  |
|  |  |  |  |





|  |  |  |  |  |  |  |
|--|--|--|--|--|--|--|
|  |  |  |  |  |  |  |
|--|--|--|--|--|--|--|

|  |  |
|--|--|
|  |  |
|--|--|

|  |  |  |  |  |
|--|--|--|--|--|
|  |  |  |  |  |
|--|--|--|--|--|

|  |  |  |
|--|--|--|
|  |  |  |
|--|--|--|

|  |                |           |
|--|----------------|-----------|
|  |                |           |
|  | 156,000,000.00 |           |
|  |                | 52,343.18 |
|  | 156,000,000.00 | 52,343.18 |

|  |  |  |
|--|--|--|
|  |  |  |
|  |  |  |



|  |  |  |  |  |  |  |  |
|--|--|--|--|--|--|--|--|
|  |  |  |  |  |  |  |  |
|  |  |  |  |  |  |  |  |

|  |  |  |  |  |  |  |  |  |  |
|--|--|--|--|--|--|--|--|--|--|
|  |  |  |  |  |  |  |  |  |  |
|  |  |  |  |  |  |  |  |  |  |
|  |  |  |  |  |  |  |  |  |  |
|  |  |  |  |  |  |  |  |  |  |

|  |  |  |
|--|--|--|
|  |  |  |
|--|--|--|



|    |               |               |              |              |               |
|----|---------------|---------------|--------------|--------------|---------------|
| 1  |               |               |              |              |               |
|    |               |               |              |              |               |
| 4. |               |               |              |              |               |
|    |               |               |              |              |               |
| 1. | 27,403,891.62 | 16,890,262.41 | 2,003,419.20 | 1,639,020.67 | 47,936,593.90 |
| 2. | 17,284,005.62 | 18,234,092.00 | 2,097,769.26 | 1,693,273.99 | 39,309,140.87 |

|  |  |  |  |  |  |
|--|--|--|--|--|--|
|  |  |  |  |  |  |
|--|--|--|--|--|--|

|  |  |  |  |  |  |
|--|--|--|--|--|--|
|  |  |  |  |  |  |
|--|--|--|--|--|--|



3,315,

|  |  |  |
|--|--|--|
|  |  |  |
|--|--|--|

|  |  |  |
|--|--|--|
|  |  |  |
|--|--|--|

|  |  |  |
|--|--|--|
|  |  |  |
|--|--|--|

| 1. | 28,532,099.38 |            |  |  | 28,532,099.38 |
|----|---------------|------------|--|--|---------------|
| 2. | 6,732,297.70  | 471,698.11 |  |  | 7,203,995.81  |





|  | 20,094,968.99 | 3,026,444.00 | 14,370,816.99 | 2,158,312.03 |
|--|---------------|--------------|---------------|--------------|
|  | 1,500,000.00  | 225,000.00   |               |              |
|  | 21,594,968.99 | 3,251,444.00 | 14,370,816.99 | 2,158,312.03 |



|  |  | 3,251,444.00 |  | 2,158,312.03 |
|--|--|--------------|--|--------------|

|  |  | 43,812.88 | 335,045.69 |
|--|--|-----------|------------|
|  |  | 43,812.88 | 335,045.69 |

|  |               |              |
|--|---------------|--------------|
|  |               |              |
|  | 40,000,000.00 | 3,989,355.00 |
|  | 3,514,970.40  | 5,432,227.08 |
|  | -3,514,970.40 |              |
|  | 40,000,000.00 | 9,421,582.08 |

|  |  |  |
|--|--|--|
|  |  |  |
|--|--|--|

|  |  |  |  |  |
|--|--|--|--|--|
|  |  |  |  |  |
|--|--|--|--|--|

|  |  |  |
|--|--|--|
|  |  |  |
|--|--|--|

|  |  |  |
|--|--|--|
|  |  |  |
|--|--|--|

|  | 25,892,126.18 | 29,092,941.62 |
|--|---------------|---------------|
|  | 33,560,201.60 | 3,330,569.63  |
|  | 1,673,934.64  | 1,390,470.63  |
|  | 61,126,262.42 | 33,813,981.88 |



|  | 40,390,412.76 | 29,373,017.56 |
|--|---------------|---------------|
|  | 40,390,412.76 | 29,373,017.56 |



|  |               |               |
|--|---------------|---------------|
|  |               |               |
|  | 11,380,470.57 | 14,605,071.22 |
|  | 8,465,697.20  | 9,968,097.86  |
|  | 47,558.33     | 2,072,518.30  |
|  | 297,020.51    | 389,563.53    |
|  | 131,864.95    | 37,935.68     |
|  | 127,294.51    | 179,536.20    |
|  | 84,863.00     | 119,690.79    |
|  | 32,717.61     | 50,790.22     |
|  | 15,949.83     | 6,510.37      |
|  | 20,583,436.51 | 27,429,714.17 |

|  |  |  |
|--|--|--|
|  |  |  |
|--|--|--|

|  |  |  |
|--|--|--|
|  |  |  |
|--|--|--|

|  |  |  |
|--|--|--|
|  |  |  |
|--|--|--|

1

|  |              |              |
|--|--------------|--------------|
|  |              |              |
|  | 2,746,024.00 | 1,100,000.00 |
|  |              | 170,045.07   |
|  | 1,043,995.04 | 193,724.50   |
|  | 3,790,019.04 | 1,463,769.57 |



|  |  |  |
|--|--|--|
|  |  |  |
|--|--|--|

|  |  |  |
|--|--|--|
|  |  |  |
|--|--|--|

|  |  |  |
|--|--|--|
|  |  |  |
|--|--|--|

|  |  |  |
|--|--|--|
|  |  |  |
|--|--|--|

|  |  |  |  |  |  |
|--|--|--|--|--|--|
|  |  |  |  |  |  |
|--|--|--|--|--|--|

|  |  |  |  |
|--|--|--|--|
|  |  |  |  |
|--|--|--|--|

|  |  |              |            |              |    |
|--|--|--------------|------------|--------------|----|
|  |  |              |            |              |    |
|  |  | 2,000,000.00 | 500,000.00 | 1,500,000.00 |    |
|  |  | 2,000,000.00 | 500,000.00 | 1,500,000.00 | -- |

|  |  |              |            |  |              |    |
|--|--|--------------|------------|--|--------------|----|
|  |  |              |            |  |              | /  |
|  |  | 2,000,000.00 | 500,000.00 |  | 1,500,000.00 |    |
|  |  | 2,000,000.00 | 500,000.00 |  | 1,500,000.00 | -- |

2015

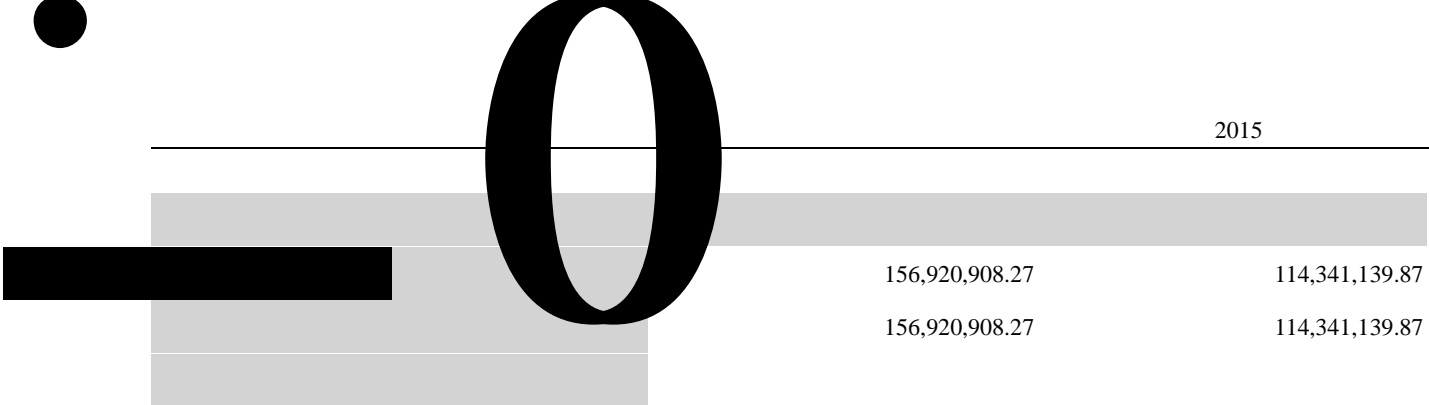
” 200 “ 2014 6  
 500,000.00 1,500,000.00

|  |  |  |
|--|--|--|
|  |  |  |
|--|--|--|

|  |               | + —           |  |  |  |               |               |
|--|---------------|---------------|--|--|--|---------------|---------------|
|  |               |               |  |  |  |               |               |
|  | 60,000,000.00 | 20,000,000.00 |  |  |  | 20,000,000.00 | 80,000,000.00 |

2015 6 19  
 14.83 2015 1177 20,000,000  
 255,328,700.00 296 600 000.00  
 20,000,000.00 235,328,700.00  
 2015 7 31 2015 220





|  |               |               |
|--|---------------|---------------|
|  | 3,806,939.49  | 2,536,062.17  |
|  | 2,942,336.04  | 2,251,874.12  |
|  | 1,088,682.18  | 877,829.41    |
|  | 847,762.20    | 141,059.55    |
|  | 343,762.90    | 364,251.87    |
|  | 299,288.61    | 198,329.43    |
|  | 667,031.93    | 577,876.00    |
|  | 15,525,601.40 | 10,968,049.29 |

|  |                         |               |
|--|-------------------------|---------------|
|  |                         |               |
|  | 18,844,447.47           | 15,161,516.80 |
|  | 9,590,533.95            | 7,995,902.94  |
|  | 1,542,008.67            | 1,247,502.98  |
|  | 1,553,045.21            | 953,255.27    |
|  | 1,162,020.23            | 916,774.93    |
|  | <del>1,068,174.35</del> | 1,467,671.17  |
|  | 1,111,772.25            | 526,525.22    |
|  | 677,178.80              | 515,516.50    |
|  | 382,096.38              | 163,197.58    |
|  |                         | 464,798.89    |
|  | 36,971,537.12           | 29,412,662.28 |

|  |              |              |
|--|--------------|--------------|
|  |              |              |
|  | 1,983,748.79 | 3,310,747.63 |
|  | 3,514,970.40 |              |
|  | 5,498,719.19 | 3,310,747.63 |

|  |  |  |
|--|--|--|
|  |  |  |
|--|--|--|

|  |              |  |
|--|--------------|--|
|  |              |  |
|  | 2,876,927.09 |  |
|  | 2,876,927.09 |  |

|  |              |              |              |
|--|--------------|--------------|--------------|
|  |              |              |              |
|  | 4,046,000.00 | 1,907,029.11 | 4,046,000.00 |
|  | 12,396.00    | 1,850.00     | 12,396.00    |
|  | 4,058,396.00 | 1,908,879.11 | 4,058,396.00 |

|  |  |  |  |  |  |              |  |   |
|--|--|--|--|--|--|--------------|--|---|
|  |  |  |  |  |  |              |  | / |
|  |  |  |  |  |  | 1,000,000.00 |  |   |

|  |    |    |    |    |    |              |    |
|--|----|----|----|----|----|--------------|----|
|  |    |    |    |    |    |              |    |
|  |    |    |    |    |    |              |    |
|  |    |    |    |    |    | 210,000.00   |    |
|  |    |    |    |    |    | 360,000.00   |    |
|  |    |    |    |    |    | 720,000.00   |    |
|  |    |    |    |    |    | 600,000.00   |    |
|  |    |    |    |    |    | 420,000.00   |    |
|  |    |    |    |    |    | 500,000.00   |    |
|  |    |    |    |    |    | 236,000.00   |    |
|  | -- | -- | -- | -- | -- | 4,046,000.00 | -- |

---

|  |               |              |
|--|---------------|--------------|
|  |               |              |
|  | 8,724,369.49  | 9,364,781.39 |
|  | -1,093,131.97 | 196,931.69   |
|  | 7,631,237.52  | 9,561,713.08 |

|   |  |               |
|---|--|---------------|
|   |  |               |
|   |  | 58,484,843.02 |
| / |  | 8,772,726.45  |
|   |  | 5,200.31      |
|   |  | -1,136,957.01 |
|   |  | 33,952.       |

|  |               |               |
|--|---------------|---------------|
|  | 1,476,024.00  | 150,000.00    |
|  | 759,556.13    | 2,096,046.95  |
|  |               | 4,014,994.48  |
|  | 359,269.62    | 455,965.79    |
|  | 12,190,849.75 | 10,904,036.33 |

|  |              |  |
|--|--------------|--|
|  |              |  |
|  | 1,500,000.00 |  |
|  | 3,000,000.00 |  |
|  |              |  |

|  |  |  |
|--|--|--|
|  |  |  |
|--|--|--|

|  |               |  |
|--|---------------|--|
|  |               |  |
|  | 13,295,189.40 |  |
|  | 13,295,189.40 |  |

|     |                |                |
|-----|----------------|----------------|
|     |                |                |
| 1   | --             | --             |
|     | 50,853,605.50  | 59,703,510.89  |
|     | 5,498,719.19   | 3,310,747.63   |
|     | 8,492,343.02   | 7,900,119.08   |
|     | 666,356.64     | 262,798.35     |
| “ ” | 546,375.39     | 8,489.23       |
| “ ” | -3,113,904.52  | -270,593.19    |
| “ ” | -2,876,927.09  |                |
| “ ” | -1,093,131.97  | 196,931.69     |
| “ ” | -11,661,193.71 | -32,854,122.14 |
| “ ” | -33,851,898.02 | 4,097,293.44   |
| “ ” | 11,389,090.01  | -15,808,919.09 |
|     | 24,849,434.44  | 26,546,255.89  |

2

--

--

3



--

“ ”


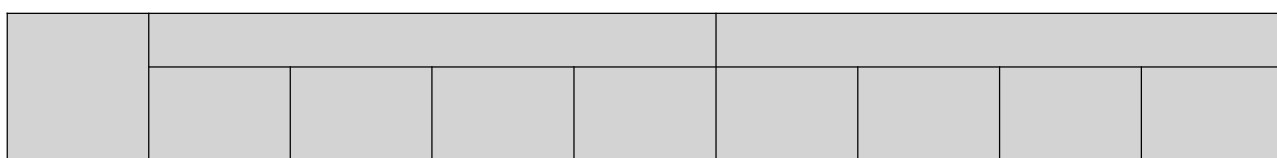
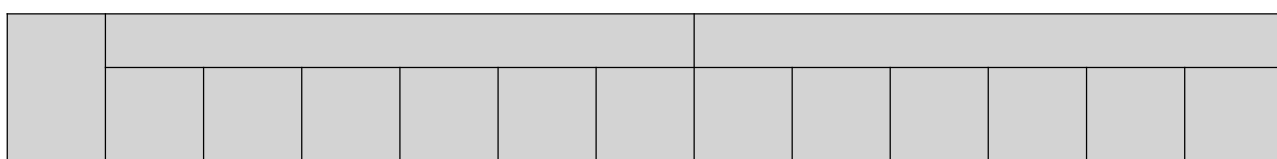
|  |                |    |
|--|----------------|----|
|  |                |    |
|  | 1,500,000.00   |    |
|  | 156,000,000.00 |    |
|  | 157,500,000.00 | -- |

|  |              |        |               |
|--|--------------|--------|---------------|
|  |              |        |               |
|  | 8,953,278.37 | 6.4936 | 58,139,008.42 |
|  | 68.65        | 7.0952 | 487.09        |
|  | 1,048,810.67 | 6.4936 | 6,810,556.97  |





|  |  |  |  |         |  |  |
|--|--|--|--|---------|--|--|
|  |  |  |  |         |  |  |
|  |  |  |  |         |  |  |
|  |  |  |  | 100.00% |  |  |



|  |  |  |  |  |  |  |
|--|--|--|--|--|--|--|
|  |  |  |  |  |  |  |
|  |  |  |  |  |  |  |

20%

20%

|  |   |   |
|--|---|---|
|  | / | / |
|  |   |   |

|  |   |   |
|--|---|---|
|  | / | / |
|  |   |   |

|  |    |    |
|--|----|----|
|  | /  | /  |
|  | -- | -- |
|  |    |    |





|  |  |  |  |        |        |
|--|--|--|--|--------|--------|
|  |  |  |  |        |        |
|  |  |  |  | 39.45% | 39.45% |


/



/




/



/

/



/



|  |  |  |  |  |
|--|--|--|--|--|
|  |  |  |  |  |
|--|--|--|--|--|

|  |  |  |  |  |
|--|--|--|--|--|
|  |  |  |  |  |
|  |  |  |  |  |
|  |  |  |  |  |

|  |
|--|
|  |
|--|

|  |  |  |  |
|--|--|--|--|
|  |  |  |  |
|--|--|--|--|



---

|  |               |
|--|---------------|
|  | 20,000,000.00 |
|--|---------------|

2016 4 19

2016

S

88

10

|  |  |  |  |  |  |  |
|--|--|--|--|--|--|--|
|  |  |  |  |  |  |  |
|--|--|--|--|--|--|--|

(1)

(2)

(3)

/

|  |                |               |              |  |                |
|--|----------------|---------------|--------------|--|----------------|
|  |                |               |              |  |                |
|  | 274,631,458.54 | 20,515,672.79 | 226,273.59   |  | 295,373,404.92 |
|  | 171,085,857.71 | 13,517,198.99 | 1,952,246.68 |  | 186,555,303.38 |







|  |  |
|--|--|
|  |  |
|--|--|

|  |  |  |  |  |  |
|--|--|--|--|--|--|
|  |  |  |  |  |  |
|--|--|--|--|--|--|

|  |              |            |
|--|--------------|------------|
|  |              |            |
|  | 6,747,558.28 | 881,618.74 |
|  | 660,000.00   | 419,800.00 |
|  |              | 587,725.80 |
|  | 93,599.66    | 203,855.87 |
|  | 7,501,157.94 | 2,0        |

|  |  |  |  |  |
|--|--|--|--|--|
|  |  |  |  |  |
|--|--|--|--|--|

|  |               |  |               |               |  |               |
|--|---------------|--|---------------|---------------|--|---------------|
|  |               |  |               |               |  |               |
|  |               |  |               |               |  |               |
|  | 20,000,000.00 |  | 20,000,000.00 | 20,000,000.00 |  | 20,000,000.00 |
|  | 20,000,000.00 |  | 20,000,000.00 | 20,000,000.00 |  | 20,000,000.00 |

|  |               |  |  |               |  |  |
|--|---------------|--|--|---------------|--|--|
|  |               |  |  |               |  |  |
|  | 20,000,000.00 |  |  | 20,000,000.00 |  |  |
|  | 20,000,000.00 |  |  | 20,000,000.00 |  |  |

|  |  |  |  |  |  |  |  |  |  |  |
|--|--|--|--|--|--|--|--|--|--|--|
|  |  |  |  |  |  |  |  |  |  |  |
|  |  |  |  |  |  |  |  |  |  |  |
|  |  |  |  |  |  |  |  |  |  |  |
|  |  |  |  |  |  |  |  |  |  |  |

|  | 289,268,485.35 | 181,930,453.74 | 284,849,922.09 | 174,883,461.09 |
|--|----------------|----------------|----------------|----------------|
|  |                |                | 78,806.85      | 21,222.86      |
|  | 289,268,485.35 | 181,930,453.74 | 284,928,728.94 | 174,904,683.95 |

|  |  |              |
|--|--|--------------|
|  |  |              |
|  |  | 2,876,927.09 |
|  |  | 2,876,927.09 |

|  |  |              |
|--|--|--------------|
|  |  |              |
|  |  | -546,375.39  |
|  |  | 4,046,000.00 |
|  |  | 2,876,927.09 |
|  |  | -88,104.00   |
|  |  | 943,323.16   |
|  |  | 5,345,124.54 |
|  |  | --           |

1 —

1 —

---

|  |            |  |
|--|------------|--|
|  |            |  |
|  | 273,833.76 |  |

|  |       | /    | /    |
|--|-------|------|------|
|  | 9.60% | 0.73 | 0.73 |
|  | 8.59% | 0.65 | 0.65 |

2015